

Data Sheet(Optic analog Module Series)

ITOM-M0065-1870-DND43 / RRD43

Electrical Specification

| Parameters | | Unit | Min | Max | Remark |
|---|-----------------|---------|-------------|------------|---------------------------|
| Optical output power | | dBm | 3 | 9 | |
| Wave length | | nm | 1300 | 1320 | Donor |
| | | nm | 1540 | 1560 | Remote |
| | | nm | 1500 | 1520 | Remote |
| Frequency | | MHz | 1705 | | LOCAL |
| | | | | 1860 | 1870 |
| | | MHz | 65 1770 | 75 1780 | UL |
| RF Gain | Local (1705MHz) | dB | 5 | 9 | 1705MHz, ALC 7dBm |
| | DL | dB | -19 (+3) | -15 (+7) | @11dBo(0 dBo) |
| | UL | dB | -24 (-2) | -20 (+2) | @11dBo(0 dBo) |
| Flatness | | dB(p-p) | | 0.8 | |
| VSWR | | | | 1.5 | S11/S22 |
| Spurious Emission (3FA, Total; 5dBm) | | dBc | 55 | | |
| Output noise floor | | dBm/Hz | | -142 | @11dBo(WIC) |
| Directivity | | dBc | 65 | | |
| Alarm | LD | dBm | -5 | | Normal : High(+5V) TTL |
| | PD | dBo | -12 | | |
| Current | Donor : 12V | mA | | 600 | |
| | Remote : 12V | mA | | 1200 | |
| Gain Variation | | dB | -2 | 2 | |
| Operating Temperature | | | -20℃ ~ +70℃ | | |
| Optic Connector | | | SC/APC | | |
| RF Connector | | | SMA Female | | |

Data Sheet(Optic analog Module Series)

Pin Map

| D-sub 9Pin Configurations | | | | |
|---------------------------|-------------------|-------|-------------------|------------------------------------|
| Master | | Slave | | Remark |
| 1 | N.C. | 1 | +9V | Alarm: Normal_High (+5V) TTL |
| 2 | GND | 2 | GND | |
| 3 | +9V | 3 | LD1-ALARM(1550nm) | |
| 4 | TX-Data(Modem) | 4 | LD2-ALARM(1510nm) | |
| 5 | RX1-Data(Modem) | 5 | PD-ALARM(1310nm) | |
| 6 | RX2-Data(Modem) | 6 | ALC Alarm | |
| 7 | PD1-ALARM(1550nm) | 7 | TX-Data(Modem) | |
| 8 | LD-ALARM(1310nm) | 8 | RX-Data(Modem) | |
| 9 | PD2-ALARM(1510nm) | 9 | N.C. | |

- Local ALC Alarm threshold value : +4dBm ~ +10dBm Converted to red PWR LED on Alarm

- Modem Frequency : 40MHz (DL), 20MHz (UL)

Data Rate : 115.200bps

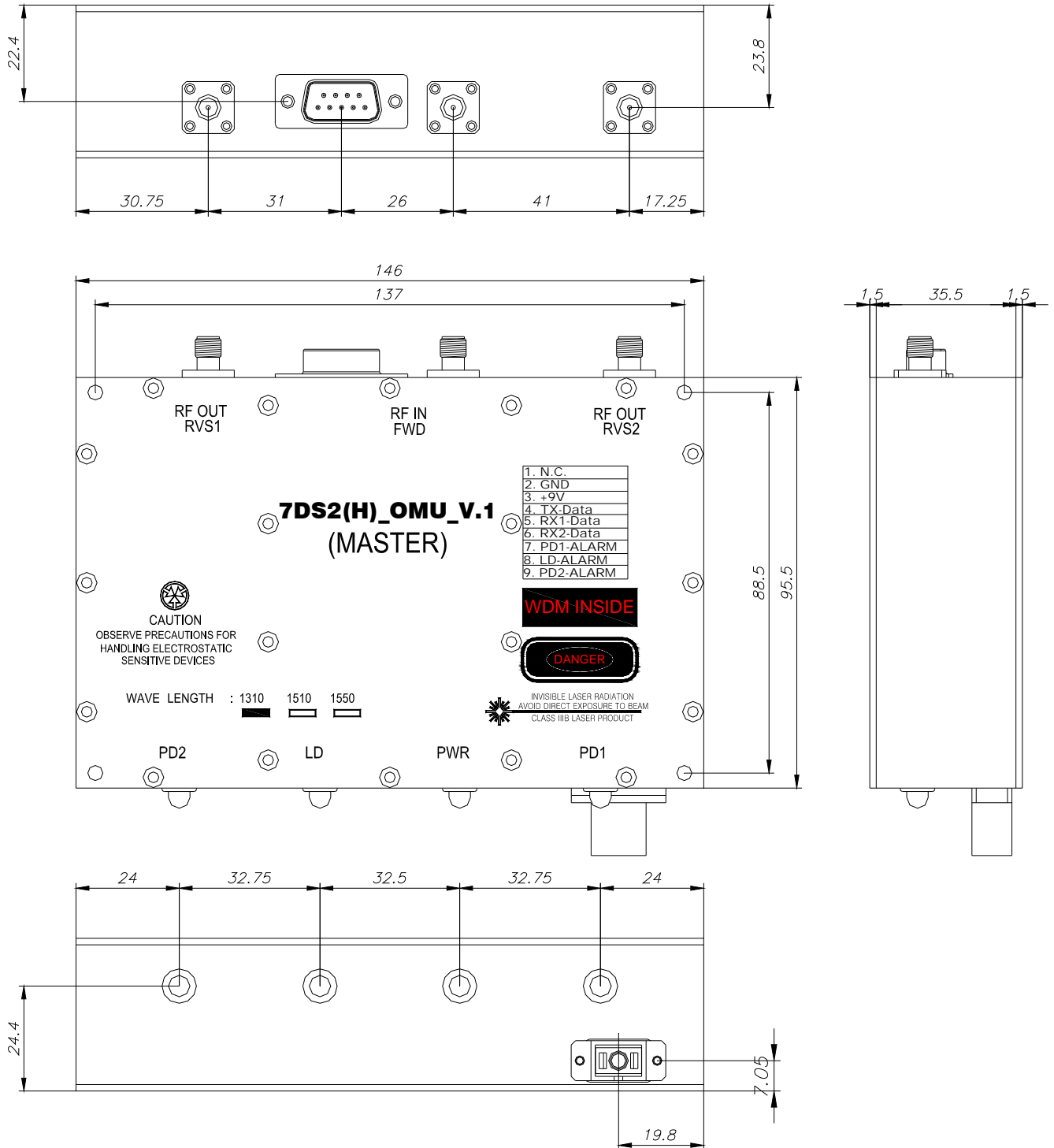
Absolute Maximum Ratings

| Absolute Maximum Rating | | | |
|-------------------------|--------|-----------|------|
| Parameter | Symbol | Rating | Unit |
| Optical Input Power | | 9 | dBm |
| RF Input Power | | 5 | dBm |
| DC Supply Volts | | 9 | V |
| Operating Temperature | | -20 ~ +70 | °C |

Data Sheet(Optic analog Module Series)

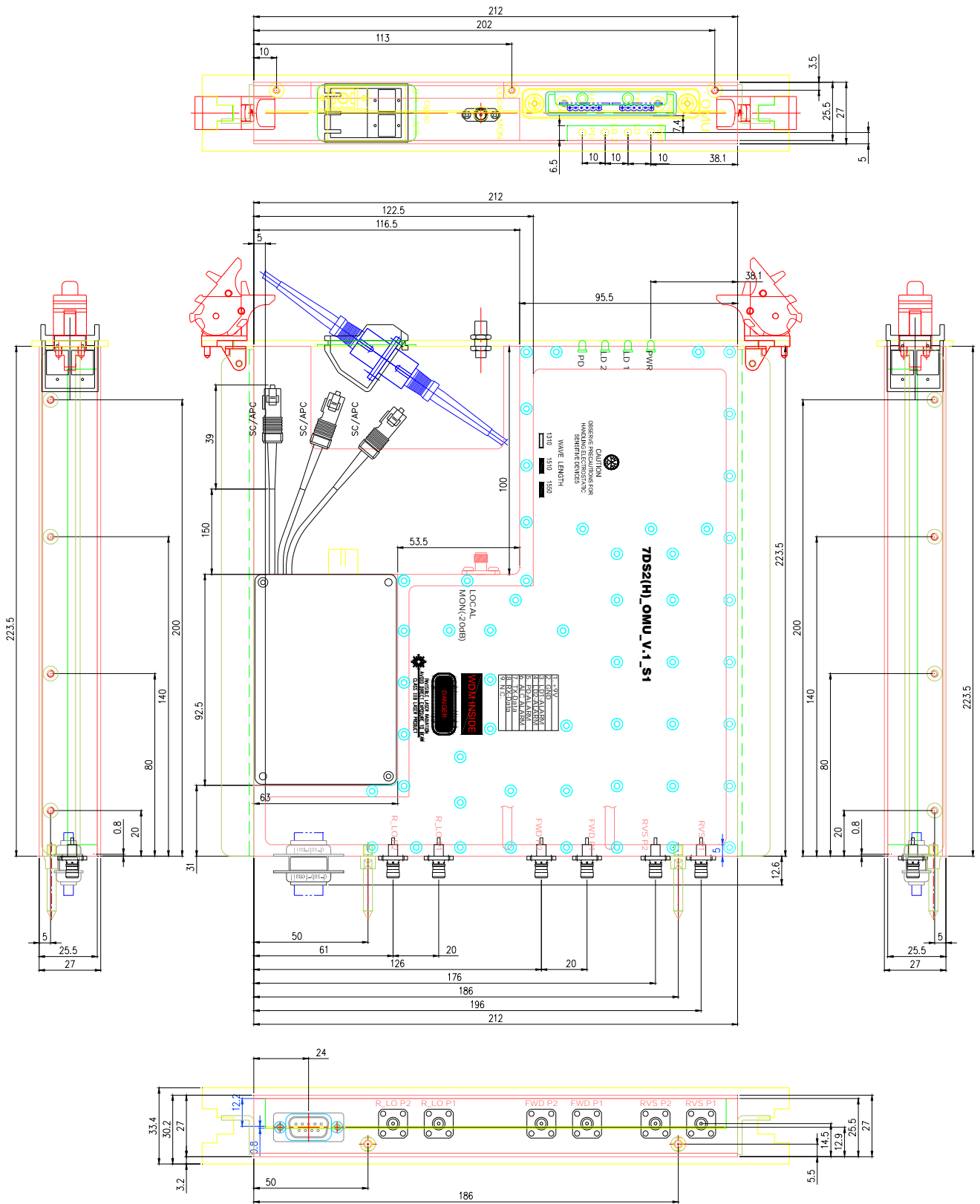
Mechanical Specification

1. Donor



Data Sheet(Optic analog Module Series)

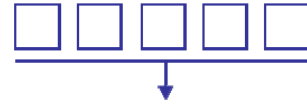
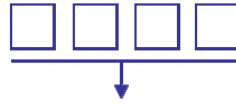
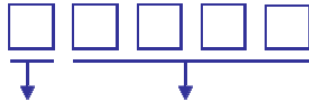
2. Remote



Data Sheet(Optic analog Module Series)

Ordering Information

ITOM



| Model | Start Frequency |
|-----------------|-----------------|
| S - Single band | 0001 - 1MHz |
| M - Multiband | 0002 - 2MHz |
| B - Broadband | . |
| T - CATV | . |
| C - Customized | 3000 - 3000MHz |

| End Frequency |
|----------------|
| 0001 - 1MHz |
| 0002 - 2MHz |
| . |
| . |
| 3000 - 3000MHz |

| Type | LD Type | Optic Connector | Wave length |
|------------------|---------|-----------------|----------------|
| DN - Donor | F - FP | 1 - FC/UPC | 1 - 1Wave |
| RR - Remote | D - DFP | 2 - FC/APC | 2 - 2Wave |
| TR - Transmitter | | 3 - SC/UPC | 3 - 3Wave |
| RE - Receiver | | 4 - SC/APC | 4 - 4Wave |
| R1 - Remote1 | | 5 - LC/UPC | C - Customized |
| R2 - Remote2 | | 6 - LC/APC | |
| R3 - Remote3 | | C - Customized | |

Contact:

Add: # 303, 304 Daelim Plaza, 1027-20, Hogye-dong, Dongan-gu, Anyang-si, Kyunggido, Korea

TEL : +82-31-454-9315

FAX : +82-31-454-9388

E-mail:sales@intecec.com

<http://www.intecec.com>